



// SILOS AND DELIVERY

BOOSTING THE GROWTH



Growket belong to Symaga Group, top worldwide leaders in manufacturing industrial silos made of galvanized corrugated Steel. Backed by 35 years of experience, state of art production and technical team that allow to adapt the silo's design and capacity and transport system to required demand.

// SILO 20.20



Z600. GALVANIZATION

Silos made of galvanized corrugated steel with a 600g/m² zinc coating. More than 37% of galvanization than others suppliers. More corrosion resistant and larger service life.



EU. EUROCODE

Manufacture according to Eurocode 1.4. Under request, calculation in other norms and calculation of different coefficients seismic, snow & wind, to adapt to geographic areas.



CE. CERTIFICATED PRODUCTION

Manufacture under norm En-1090, CE Marking
State of art production to easy assembly.



WIDE RANGE

Capacities from 4,77m³ to 85m³
6 diameters: : 1.80m, 2.10m, 2.50m, 2.75m, 3.20m, 3.80m. Hoppers: 45°, 60° y 67°




5 YEARS GUARANTEE

5 year guarantee against corrosion perforation.



ENVIRONMENTALLY FRIENDLY

Possibility of recycling after use. ISO 45001 manufacturing.



OPTIMAL FEED FLOW

Inner joint between cone and collars to avoid obstructions.
Round head screw in hopper.



FRESH FEED

Galvanization and waviness allow to reduce inner temperature avoiding condensation.



DRIP EDGE

Cylinder's lower edge bent, deviate drops of water through body sheet, protecting hopper and boots from humidity.



HOPPER AND BRACING

Hopper sheets are die-formed edge for tight fit with the outlet.
Hopper sheet is fixed to cylinder at a flat part of the wave avoiding damaged by bolt pressure and corrosion
Leg's design along with the cross bracings and anchor plate in one piece, facilitate loads transmission, increasing resistance and stability.



REINFORCE ROOF

Roof rigidity and resistance are determined by ribbed end and the joint reinforcements. State of art manufacture of roof panels to easy assembly.



SAFE LADDERS

Resistant, with roof's handrail, security protections and slip-resistant ladder rungs for better footing in all weather conditions.
Fixed or removable in option to prevent unauthorized access.

// ACCESSORIES SILOS



PNEUMATIC FILLING

Tube for pneumatic filling, galvanized, diameter 100mm and pvc decompression tube, diameter 160mm.

Available mechanic and mechanic-pneumatic.




ROOF VENT



MANHOLE DOUBLE

Manhole double cleaning door to improve water protection. Internal slope design, improves free flow discharge and avoiding dust concentration.



WEIGHING CELLS

Weighing cells to control consumption.




BOLTING PROTECTION



LADDER

Ladder from ground to roof or demountable access. Ladder to prevent unauthorized people entry



ROOF INSPECTION DOOR



LEVEL VIEWER

Level viewer in cylinder and hopper, maximum and minimum. Easy and quick overview.



AUXILIARY NOZZLE IN HOPPER

It allows feed discharge by the side of the hopper.



//TRANSPORT SYSTEM

FLEX AUGER

Safe, quick and direct transport for every kind of feed (granules, flour, pellet, mix). Keeps the granules intact.

CAPACITY

Different models from 400 Kg./h to 4.000 Kg./h in 55, 75, 90, and 125 mm diameter.



CONTROL UNIT

Stainless Steel. Diameters: 55, 75, 90 y 125mm.

Easy Access to the interior.

Automatic safety sensor to stop and start the motor.

GEARED MOTOR

Power 0.5, 1 y 1.5 hp

Monophase (110-220 w) and triphase (230/400 W).

BOOTS

Made in stainless steel for tube with diameters 55, 75, 90 y 125mm.

Options: 1 to 4 exits and discharge angle of 0° or 30°.

CONES

15° cone made of polypropylene.

Metallic boot with different outlet options.

TUBES AND CORNERS

Different diameters: 55, 75, 90 and 125mm.

Manufacture in pvc with additives which reduce degradation by ultraviolet light and internal friction.

CONTROL PANEL

Power: 0.5, 1 y 1.5 HP.



Monophase and triphase.

3 position: stop, automatic and manual.

With reset button.

OUT DROPS

Ø 55, 60, Ø 75, 90 y 125 mm for transport tube and Ø 63 o Ø 70 y 110mm for drop tuBe. Different designs for different diameter.





CHAIN

Modular and flexible transport. Adaptable to different type of instalations.

CAPACITY

Capacity transport: 1500 kg/h.



DRIVE UNITS

Made in stainless steel.
Three security system.
With tension regulator.

LOAD UNIT

Made in stainless steel.
It is available with 1 or 2 outlets.
Closing mechanism to regulate transport capacity.

CORNERS

90° angles .
Transparent option.

SILO CONNECTION

Made of stainless steel.
With opening and closing slide.



AUGER

Fast, high-capacity, solid-core transport based on a tubular conveyor with a rigid auger.

CAPACITY

We have several models from 4000 kg/h to 20,000 kg/h. various measures and productions based on the diameter of the internal thread, 127, 160 and 200 mm.



// TECHNICAL SPECIFICATION

| | Model | Ø | | Nº ring | Angle of hopper | Nº legs | Capacity | | | Height to fill | | Total height with safety cage | |
|-------------|-------------|------|------|---------|-----------------|---------|----------|----------|-------|----------------|-------|-------------------------------|-------|
| | | m | feet | | | | m³ | feet³ | tons* | m | feet | m | feet |
| 4 LEGS | G01SG180G60 | 1.80 | 6 | 1 | 60 | 4 | 4,54 | 160,33 | 2,95 | 3,79 | 12.43 | 4.41 | 14,49 |
| | G01SG180G60 | | | 2 | 60 | 4 | 7,55 | 266,63 | 4,91 | 4,93 | 16.17 | 5.55 | 18,23 |
| | G01SG180G60 | | | 3 | 60 | 4 | 10,56 | 372,92 | 6,86 | 6,07 | 19.91 | 6.69 | 21,97 |
| | G01SG210G60 | 210 | 7 | 1 | 60 | 4 | 6,61 | 233,43 | 4,30 | 4,15 | 13.61 | 4,68 | 15,36 |
| | G01SG210G60 | | | 2 | 60 | 4 | 10,70 | 377,87 | 6,96 | 5,29 | 17.35 | 5,82 | 19,10 |
| | G01SG210G60 | | | 3 | 60 | 4 | 14,79 | 522,30 | 9,61 | 6,43 | 21.09 | 6,69 | 22,84 |
| | G01SG210G60 | | | 4 | 60 | 4 | 18,88 | 666,74 | 12,27 | 7,57 | 24.83 | 8,10 | 19,28 |
| | G01SG210G67 | 210 | 7 | 1 | 67 | 4 | 7,72 | 272,63 | 5,02 | 4,68 | 15,35 | 5,21 | 17,10 |
| | G01SG210G67 | | | 2 | 67 | 4 | 11,81 | 417,07 | 7,68 | 5,82 | 19,09 | 6,35 | 20,83 |
| | G01SG210G67 | | | 3 | 67 | 4 | 15,91 | 561,86 | 10,34 | 6,96 | 22,83 | 7,49 | 24,57 |
| | G01SG210G67 | | | 4 | 67 | 4 | 20,01 | 706,65 | 13,01 | 8,10 | 26,57 | 8,63 | 28,31 |
| | G01SG250G60 | 250 | 8 | 1 | 60 | 4 | 10,28 | 363,04 | 6,68 | 4,65 | 16,25 | 5,04 | 16,53 |
| | G01SG250G60 | | | 2 | 60 | 4 | 16,11 | 568,92 | 10,47 | 5,79 | 18,99 | 6,18 | 20,27 |
| | G01SG250G60 | | | 3 | 60 | 4 | 21,94 | 774,80 | 14,26 | 6,93 | 22,73 | 7,32 | 24,01 |
| | G01SG250G60 | | | 4 | 60 | 4 | 27,77 | 980,69 | 18,05 | 8,07 | 26,47 | 8,46 | 27,75 |
| | G01SG250G60 | | | 5 | 60 | 4 | 33,60 | 1.186,57 | 21,84 | 9,21 | 30,21 | 9,60 | 31,49 |
| | G01SG250G67 | 250 | 8 | 1 | 67 | 4 | 11,62 | 410,36 | 7,55 | 5,31 | 17,42 | 5,69 | 18,66 |
| | G01SG250G67 | | | 2 | 67 | 4 | 17,45 | 616,24 | 11,34 | 6,45 | 21,16 | 6,83 | 22,43 |
| | G01SG250G67 | | | 3 | 67 | 4 | 23,28 | 822,13 | 15,13 | 7,59 | 24,90 | 7,97 | 26,14 |
| | G01SG250G67 | | | 4 | 67 | 4 | 29,11 | 1.028,01 | 18,92 | 8,73 | 28,63 | 9,11 | 29,88 |
| G01SG250G67 | 5 | | | 67 | 4 | 34,94 | 1.233,90 | 22,71 | 9,87 | 32,37 | 10,25 | 33,62 | |
| 6 LEGS | G01SG275G60 | 275 | 9 | 1 | 60 | 6 | 12,42 | 438,61 | 8,07 | 4,89 | 16,04 | 5,21 | 17,09 |
| | G01SG275G60 | | | 2 | 60 | 6 | 19,19 | 677,69 | 12,47 | 6,03 | 19,78 | 6,35 | 20,83 |
| | G01SG275G60 | | | 3 | 60 | 6 | 25,96 | 916,77 | 16,87 | 7,17 | 23,52 | 7,49 | 24,57 |
| | G01SG275G60 | | | 4 | 60 | 6 | 32,73 | 1.155,85 | 21,28 | 8,31 | 27,26 | 8,63 | 28,31 |
| | G01SG275G60 | | | 5 | 60 | 6 | 39,50 | 1.394,93 | 25,68 | 9,45 | 31,00 | 9,77 | 32,05 |
| | G01SG320G60 | 320 | 10 | 1 | 60 | 6 | 18,27 | 645,20 | 11,88 | 5,43 | 17,81 | 5,60 | 18,37 |
| | G01SG320G60 | | | 2 | 60 | 6 | 27,44 | 969,04 | 17,84 | 6,57 | 21,55 | 6,74 | 22,11 |
| | G01SG320G60 | | | 3 | 60 | 6 | 36,61 | 1.292,87 | 23,80 | 7,71 | 25,29 | 7,88 | 25,85 |
| | G01SG320G60 | | | 4 | 60 | 6 | 45,78 | 1.616,71 | 29,76 | 8,85 | 29,03 | 9,02 | 29,59 |
| | G01SG320G60 | | | 5 | 60 | 6 | 54,95 | 1.940,54 | 35,72 | 9,99 | 32,77 | 10,16 | 33,32 |
| 8 LEGS | G01SG380G45 | 380 | 12,5 | 1 | 45 | 8 | 25,79 | 910,77 | 16,76 | 4,99 | 16,38 | 4,99 | 16,38 |
| | G01SG380G45 | | | 2 | 45 | 8 | 39,42 | 1.392,11 | 25,61 | 6,18 | 20,28 | 6,18 | 20,28 |
| | G01SG380G45 | | | 3 | 45 | 8 | 53,05 | 1.873,44 | 34,47 | 7,37 | 24,18 | 7,37 | 24,18 |
| | G01SG380G45 | | | 4 | 45 | 8 | 66,68 | 2.354,78 | 43,33 | 8,56 | 28,09 | 8,56 | 28,09 |
| | G01SG380G60 | 380 | 12,5 | 1 | 60 | 8 | 31,14 | 1.099,70 | 20,23 | 6,24 | 20,48 | 6,24 | 20,48 |
| | G01SG380G60 | | | 2 | 60 | 8 | 44,77 | 1.581,04 | 29,09 | 7,43 | 24,38 | 7,43 | 24,38 |
| | G01SG380G60 | | | 3 | 60 | 8 | 58,4 | 2.062,38 | 37,95 | 8,62 | 28,28 | 8,62 | 28,28 |
| | G01SG380G60 | | | 4 | 60 | 8 | 72,03 | 2.543,72 | 46,8 | 9,81 | 32,19 | 9,81 | 32,19 |

* Capacity in tons is calculated at 0,65 tons/m3, for free flowing material.

Specifications for additional sizes and hopper openings are available.

Products not considered as free flowing materials not to be stored in these silos (soybean meal, cotton seed meal, hot feeds)

Consult Growket technical department when is doubt about specific material.

Specifications subject to change without notice.



FACTORY AND OFFICES

📍 Ctra. de Arenas, km 2,3 • 13210 Villarta de San Juan • Ciudad Real/España

☎ +34 926 64 04 75 ✉ growket@growket.com 🌐 growket.com